

## Specification for Optical Distribution Box

### ODB-72\*\*\*-O\*\*A-S-1

### ODB-96\*\*\*-O\*\*A-S-1

### (Wall / Pole Mount Type)

#### **1. GENERAL**

This specification describes the Optical Distribution Box (ODB) for the distribution and termination of optical fiber cables in the outside plant of an FTTH network. This box can be mounted on a wall or telephone pole.

(1) Part Number : ODB-72XXX-OYYA-S-1 for 72F

(2) Part Number : ODB-96XXX-OYYA-S-1 for 96F

where,

XXX : SCU - SC/UPC; SCA - SC/APC

YY : WM – Wall Mount; PM – Pole Mount; WP – Wall and Pole Mount

#### **2. SPECIFICATION**

The specification is shown in the following Table-1.

Table-1

Item	Specifications		Note
	ODB-72XXX-OYYA-S-1	ODB-96XXX-OYYA-S-1	
Application	Indoor / Outdoor	Indoor / Outdoor	
Main body material	Powder-coated steel	Powder-coated steel	Thickness: 1.5mm
Direction of access	Front / Single door	Front / Single door	
Configuration	Wall / Pole Mount	Wall / Pole Mount	Accessories for mounting
Splitter module capacity	1:8/16/32/64	1:8/16/32/64	
Number of cable entry	Input : 2 Output : 1	Input : 2 Output : 1	
Number of SC adapters	Max. 72	Max. 96	
Number of splice trays	Max. 5	Max. 4	24 splices/tray
Dimension (mm)	W350 x H420 x D170(mm)	W350 x H420 x D220(mm)	

## 2. SPECIFICATION

Table-1

Weight	10kg	18kg	Approximately
Color	Beige	Beige	
Mounting element	3 x holes at top of box 2 x brackets	3 x holes at top of box 2 x brackets	For wall mounting For pole mounting
IP rating	IP54	IP54	

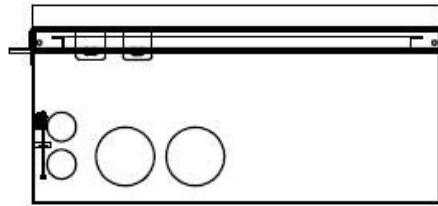
## 3. CONTENT

The content is shown in Table-2.

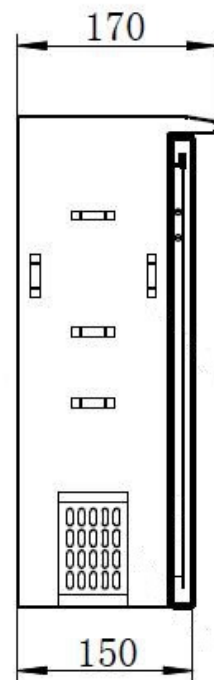
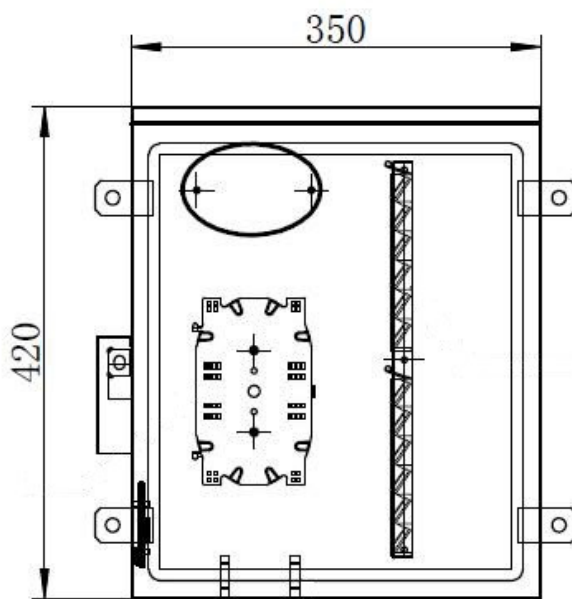
Table-2

Descriptions	Quantity		Note
	ODB-72XXX-OYYA-S-1	ODB-96XXX-OYYA-S-1	
ODB Cabinet	1	1	
Wall mount accessories	Screws and nuts: 4 M8 Flat washers: 4 M8 Spring washers: 4	Screws and nuts: 4 M8 Flat washers: 4 M8 Spring washers: 4	M8x70 Expansion screws
Pole mount accessories	P1 brackets: 2 P2 brackets: 2 P3 brackets: 2 Bolts & nuts (long): 4 Bolts & nuts (short): 4	P1 brackets: 2 P2 brackets: 2 P3 brackets: 2 Bolts & nuts (long): 4 Bolts & nuts (short): 4	
Adapter panel	1	1	
SC Adapter holders	12	16	6 SC slots/holder
Cable fixing	1	1	
R-guide	1	1	Light grey
Padlock cover	1	1	
Cable grommets	50A: 2 25A: 2	50A: 2 25A: 2	Black
Cable number sheet	1	1	
Product name and number label	1	1	
Keys	2	2	
Assembly manual	1	1	
Accessory bag	1	1	
i) Cable tie (Long)	20	20	
ii) Cable tie (Short)	20	20	
iii) Cable tie mounts	6	6	
iv) Cable bands	2	2	
v) Cable glands	2	2	
vi) Silicone loose tube	1	1	Length: 2m

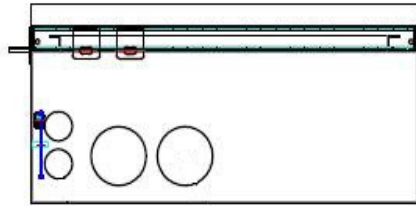
**4. CONFIGURATION**



**Model: ODB-72XXX-OYYA-S-1**



**4. CONFIGURATION**



**Model: ODB-96XXX-OYYA-S-1**

