



KI 6610 SERIES

HANDHELD FIBER INSPECTION MICROSCOPE

The KI 6610 Handheld FiberSafe Inspection Microscope is the microscope of choice to check fiber optic connector end face quality. It provides the state of the art in eye safety.

A combination of versatile and rugged design, easy operation, quality optics and durable construction ensures that this equipment will enhance the performance of installation and maintenance staff.

OPTICAL COMMUNICATION TESTING APPLICATIONS

- ✓ Optical connector end face inspection in field or factory
- ✓ Multimode and single mode fiber
- ✓ Inspects both single and dual connectors

FEATURES

- ✓ Enhanced eye safety for red and infra-red light
- ✓ x200 or x400 magnification versions
- ✓ Easy check IR filter presence
- ✓ Triple-mode illumination: coaxial, oblique and core
- ✓ Easy focus and XY-alignment image centring
- ✓ Compact, light weight, reliable
- ✓ High quality glass optics with excellent image quality
- ✓ Stabilised LED illumination with timer
- ✓ Long operation from AAA alkaline battery
- ✓ Micro-USB power input & low battery indication
- ✓ Tripod mount, lanyard mount
- ✓ Inspects duplex patch leads
- ✓ 2.5, 1.25 mm, PC / APC connector adaptors to fit both simplex and duplex connectors
- ✓ Adaptor ring for various scope connector adaptors
- ✓ Supplied with soft carry case
- ✓ Australian and international patents pending
- ✓ 3 year standard warranty
- ✓ Made in Australia



Optical Safety: Operators should comply with relevant company policy, standards or good practice on optical safety. This equipment greatly enhances practical eye safety in accordance with IEC60825-2 Ed 3.1 as follows:



 **3 YEAR**
STANDARD
WARRANTY



The x200 magnification is ideal for general installation & maintenance checking by entry level staff, on both singlemode and multimode fiber types. Faults that cannot be seen at this magnification are unlikely to impact practical connector performance.

The x400 magnification is ideal for in-house QA, such as patch cord manufacturing, factory, optical laboratory or high-end field use.

Ease of use and superb image quality make for simple and efficient operation. The X-Y image position is easy to optimise, and focussing is improved. Light weight, ergonomic positioning of controls and timer actuated illumination allows easy one-hand operation, so the other hand is free to move the connector as needed.

Triple-mode illumination includes coaxial, oblique and core illumination. The coaxial setting is used for the highest level of image detail; oblique illumination shows only major defects and contaminants; and core illumination illuminates the fiber core, which shows continuity and sub-surface fibre core cracks.

Screw-on universal adaptors are available to suit most modern optical connectors, and can fit duplex assemblies. An additional adaptor is available to enable other common scope connector adaptors to be used.

Power is supplied either by a readily available AAA alkaline battery, or an external micro-USB connector. The illumination level is regulated and unaffected by battery voltage, and a low battery is indicated by flashing illumination. Illumination remains on for a period after actuation.

The unique in-built safety filter blocks both red and infra-red light. This makes the microscope eye-safe with Visual Fault Locators up to +20 dBm (100 mW) and at operational wavelengths up to +30 dBm (1000 mW), power levels that are unlikely ever to be exceeded, even under fault conditions.

SPECIFICATIONS

Dimensions	184.4 mm (L) x 49.3 mm (W) / 7.3" x 1.9"
Weight	0.21 kg / 0.47 lb.
Power	1 AAA battery 300 hrs for coaxial illumination for KI 6610 75 hrs for coaxial illumination for KI 6611 External power micro-USB Low battery indicator
LED life	100,000 hrs.
Optical Magnification	x200 or x400 versions
Eye Safety Filter	Built-in, see eye safety specifications below
Controls	Auto-time off
Triple-mode illumination	1) Coaxial; 2) Oblique; 3) Core illumination
Microscope damage power level	+30 dBm
Operating temperature	-15 to 55°C
Storage temperature	-25 to 70°C
Drop testing	

ORDERING INFORMATION

Instrument	P/N
Microscope with x200 magnification ¹	KI 6610
Microscope with x400 magnification ¹	KI 6611

Note 1: The x20 eyepiece can be easily removed and changed by the user if required.

AUTHORIZED DEALER



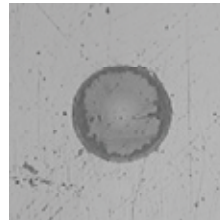
Kingfisher International Pty Ltd
30 Rocco Drive, Scoresby VIC 3179 Australia

T +61 3 9757 4100
F +61 3 9757 4193
E sales@kingfisher.com.au

FTTx TELCO / CATV LAN / WAN DEFENCE EDUCATION AUTOMOTIVE

TRIPLE-MODE ILLUMINATION

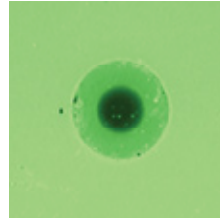
Coaxial illumination



The x200 Image with Coaxial illumination

Coaxial illumination maximizes the detail seen by the user. Because the light travels along the same axis as the sample inserted into the microscope, fine scratches and contamination are easily visible.


Oblique illumination



The x200 Image with Oblique illumination

In oblique illumination, the light from the LED hits the end-face at an angle, making the core clearly visible and allowing the user to readily see any surface debris or contamination. The amount of scratches seen on the ferrule is limited.

Core illumination



The x200 Image with Core illumination

Core illumination shows the details of the fiber core, or for continuity testing. It uses the in-built LED visible light source to inject the light to the patch cord, so the fiber core area can be clearly shown on the screen.

STANDARD ACCESSORIES

Description	Quantity
Scope adaptor 2.5 mm Universal (OPT681)	1
Instruction manual	1
Cable, USB A-to-micro B (OPT188B)	1
AAA Battery, Wrist strap, Soft pouch	1

OPTIONAL CONNECTOR ADAPTORS

Description	P/N
Option, Scope adaptor kit Include: OPT681A, OPT682, OPT682A & OPT683	OPT680
Option, Scope adaptor 2.5 mm Universal, APC	OPT681A
Option, Scope adaptor 1.25mm Universal	OPT682
Option, Scope adaptor 1.25 mm Universal, APC	OPT682A
Option, Scope adaptor converter to 7/8 UN-28 TPI, female	OPT683
Option, Scope adaptor MTRJ ²	OPT673
Option, Scope adaptor OptiTap APC ²	OPT674A
Option, Scope adaptor MPO/MTP ²	OPT677

Please enquire for other adaptor styles.

Note 2: Requires OPT683 for use.

OPT683 fits various common male scope adaptors with a 7/8 UN-28 TPI thread, eg JDSU/ Westover FMA Series, Lumen etc.

Technical data is subject to change without notice as part of our program of continuous improvements. Patents pending.